

## Viewing your conference settings

1. Dial the Meet Me conferencing DN or the Meet Me conferencing feature code F930.
2. If you are calling from your own extension, press pound (#).  
OR  
If you are calling from another extension, enter the access code (your own extension), followed by pound (#).
3. Press star (\*) to be recognized as the chairperson.
4. Enter your PIN, followed by pound (#).

## Setting a passcode for the conference    Changing your pin

- |                           |                             |
|---------------------------|-----------------------------|
| 1. Press <b>PASS(2)</b> . | 1. Press <b>ADMIN (3)</b> . |
| 2. Enter your passcode.   | 2. Enter your new PIN.      |

## Changing conference settings

Quickstart, Conference Continuation, and No Announcements features are available to you only if they are assigned to you by the administrator.































1. To change **Quickstart**, press **ADMIN (3)**.
2. Press **OPTS (2)**. The current Quickstart setting appears.
3. To change the current settings, press **CHNG (1)**.
4. To go to the Conference Continuation option, press **NEXT (3)**.
5. To change the **Conference Continuation** setting, press **CHNG (1)**.
6. To go to the Announcements option, press **NEXT (3)**.
7. To change the **Announcements** setting, press **CHNG (1)**.
8. To return to the previous menu, press **NEXT (3)**.

## Starting a Meet Me conference

1. Dial the Meet Me conferencing DN or the Meet Me conferencing feature code F930.
2. If you are calling from your own extension, press pound (#).  
OR  
If you are calling from another extension, enter the access code (your own extension) and press pound (#).
3. Press star (\*) to be recognized as the chairperson.
4. Enter your PIN and press pound (#).
5. When you are ready to start the conference, press **Enter (1)**.  
Any participants waiting on hold automatically join.

## Joining a Meet Me conference

1. Dial the Meet Me conferencing DN or the Meet Me conferencing feature code **F930**.
2. Enter the conference access code, followed by pound (#).
3. Press pound (#), or wait for the next prompt, to indicate that you are not the chairperson.
4. If required, enter the conference passcode, followed by pound (#).  
If the conference is in progress, you are placed into conference. Otherwise, you are placed on hold until the chairperson starts the conference.

Chairperson conference commands	Participant conference commands
Mute a conference  	Mute yourself  
Unmute a conference  	Unmute yourself  
Lock a conference  	Hear a count of participants  
Unlock a conference  	Hear a list of commands  
Mute yourself  	
Unmute yourself  	
Mute all participants  	
Change the Conference Continuation option  	
Change the Announcement option  	
Hear a count of participants  	
Hear a list of commands  	
Hear a list of commands 